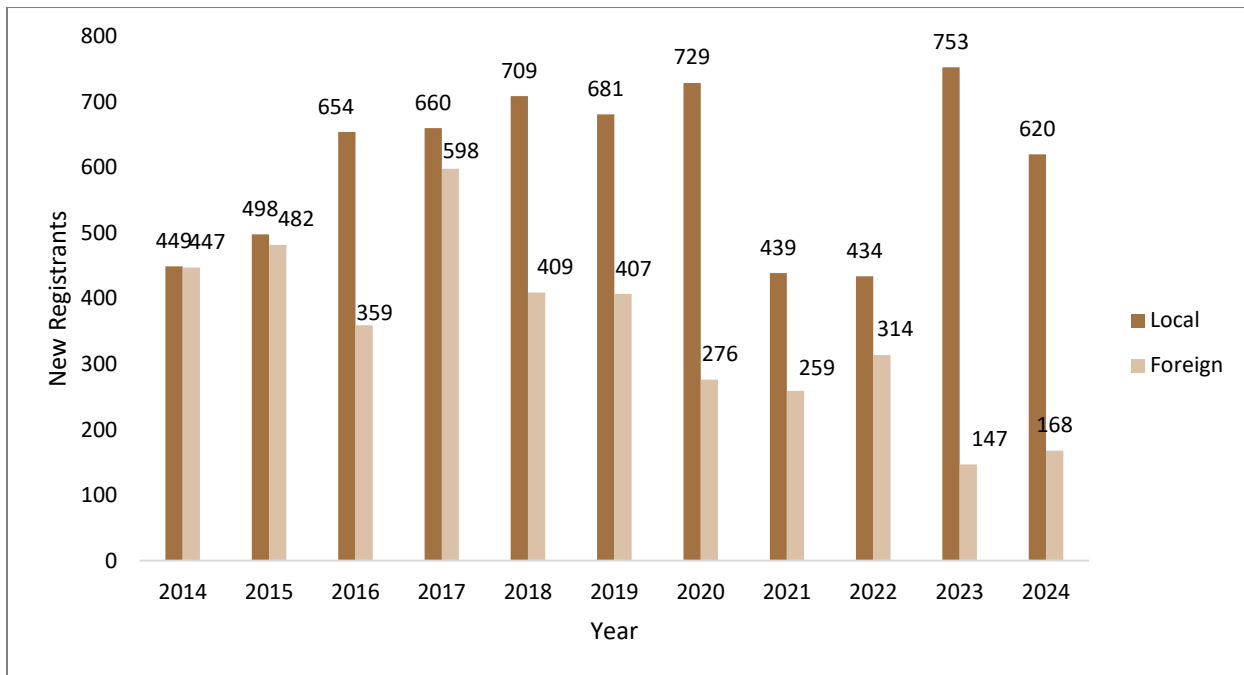


1. REGISTRATION

A. New Registrants by Section, 2014-2024

SECTION	YEAR										
	2014	2015	2016	2017	2018	2019	2020	2021	2022	2023	2024
12(1)	891	975	1,006	1,258	1,117	1,079	1,001	686	-	-	-
12(3)	1	0	0	0	0	12	1	0	-	-	-
12(9)	4	5	7	0	1	7	3	12	-	-	-
12(5)	0	0	0	0	0	0	0	0	-	-	-
31 [Act 804]									748	900	788
TOTAL	896	980	1,013	1,258	1,118	1,088	1,005	698	748	900	788

B. New Registrants from Local and Foreign Institutions, 2014- 2024



Statistics from Malaysian Dental Council - 2024

C. New Registrants from Local Institutions, 2014-2024

INSTITUTION	YEAR										
	2014	2015	2016	2017	2018	2019	2020	2021	2022	2023	2024
UM	75	75	70	65	55	55	54	49	0	49	48
UKM	42	35	71	52	50	50	50	5	56	61	23
USM	74	50	46	60	46	46	52	50	0	46	46
AIMST	62	73	72	77	70	73	75	3	75	68	79
PIDC	28	73	75	75	76	78	40	78	45	59	44
UiTM	31	37	61	43	59	47	99	9	86	75	79
IIUM	37	37	60	47	64	53	57	63	2	54	54
USIM	28	24	35	37	30	42	31	38	0	35	36
MAHSA	25	39	45	67	70	74	70	2	69	73	70
IMU	28	10	22	31	32	38	42	46	41	55	47
MMMC/ MUCM	19	45	73	62	77	70	67	5	0	122	7
SEGi	-	-	24	44	47	47	50	49	41	8	69
Lincoln	-	-	-	-	33	8	42	42	19	48	18
TOTAL	449	498	654	660	709	681	729	439	434	753	620

Notes:

UM: University of Malaya

UKM: National University of Malaysia

USM: Universiti Sains Malaysia

AIMST: AIMST University

PIDC: Penang International Dental College

UiTM: Universiti Teknologi MARA

IIUM: International Islamic University Malaysia

USIM: Islamic Science University of Malaysia

MAHSA: MAHSA University

IMU: IMU University

MMMC/ MUCM: Melaka-Manipal Medical College/ Manipal University College Malaysia

SEGi: SEGi University

Lincoln: Lincoln University College

Statistics from Malaysian Dental Council - 2024

D. New Registrants by Country of Qualification, 2014-2024

COUNTRY	YEAR										
	2014	2015	2016	2017	2018	2019	2020	2021	2022	2023	2024
Malaysia	449	498	654	660	709	681	729	439	434	753	620
Australia	7	6	6	-	2	5	6	7	5	3	2
Bangladesh	-	-	-	-	1	8	4	4	17	7	6
Canada	-	-	-	-	-	-	1	-	1	-	-
China	-	-	3	-	-	1	1	1	0	2	2
Egypt	29	4	48	96	22	109	37	29	91	67	90
India	207	147	121	191	122	79	72	52	94	9	8
Indonesia	96	49	59	41	74	75	51	47	74	36	49
Iraq	3	-	-	-	-	-	-	-	-	-	-
Japan	-	-	-	-	-	-	-	-	1	-	-
Jordan	34	82	68	85	96	52	2	-	-	-	-
Myanmar	-	-	-	-	1	-	-	-	-	-	-
New Zealand	2	1	4	5	5	5	2	7	2	4	2
Pakistan	-	-	-	-	-	1	-	-	-	-	-
Philippines	-	-	-	-	-	-	1	-	-	-	-
Republic of Ireland	4	4	4	7	4	2	6	1	-	1	-
Russia	-	-	-	-	-	-	-	-	-	-	-
Singapore	1	1	3	1	-	-	-	-	-	-	-
Taiwan	3	3	4	-	-	3	1	11	4	3	2
Thailand	-	-	-	-	-	-	-	-	-	-	-
Turkey	-	-	-	1	-	1	-	1	-	1	-
United Arab Republic	50	175	32	157	69	55	70	95	17	7	1
United Kingdom	11	10	7	14	13	11	22	4	8	7	6
TOTAL	896	980	1,013	1,258	1,118	1,088	1,005	698	748	900	788

Statistics from Malaysian Dental Council - 2024

E. New Dental Specialist Registrants by Specialty, 2022-2024

Specialty	2022	2023	2024
Dental Public Health	78	21	27
Endodontics	30	8	6
Forensic Odontology	7	2	2
Oral Maxillofacial Radiology	3	1	2
Oral and Maxillofacial Surgery	129	46	34
Oral Pathology and Oral Medicine/ Oral Medicine	27	10	14
Orthodontics	163	44	47
Paediatric Dentistry	70	34	15
Periodontics	81	36	30
Prosthodontics	59	26	26
Restorative Dentistry	48	23	32
Special Care Dentistry	12	1	1
TOTAL	707	252	236

2. ANNUAL PRACTISING CERTIFICATES

A. Number of Dental Practitioners on the Dental Register and Number Issued with an Annual Practising Certificate, 2024

DENTAL REGISTER	NO. ON REGISTER	NO. WITH APC IN 2024
Division I	17,318	14,720
Specialist (since 2022)	1,195	
Division II (closed in 1972)	275	5

Statistics from Malaysian Dental Council - 2024

B. Number of Active Dental Practitioners by Sector, 2014 – 2024

SECTOR	YEAR										
	2014	2015	2016	2017	2018	2019	2020	2021	2022	2023	2024
Public	3,763	4,021	4,591	5,736	6,455	7,087	7,443	7,786	7,828	8,049	8,472
Private (Div I)	2,125	2,363	2,595	2,862	3,244	3,714	4,154	4,788	5,608	6,206	6,248
Total Div I	5,888	6,384	7,186	8,598	9,699	10,801	11,597	12,574	13,436	14,255	14,720
Private (Div II)	28	26	24	22	18	16	10	7	8	6	5
TOTAL	5,916	6,410	7,210	8,620	9,717	10,817	11,607	12,581	13,444	14,261	14,725

C. Dental Surgeons with Annual Practising Certificates by State in Malaysia, 2024

STATE	DIVISION I DENTAL SURGEONS			DIVISION II DENTISTS
	PUBLIC SECTOR	PRIVATE SECTOR	TOTAL	
Perlis	151	22	173	-
Kedah	547	209	756	-
Penang	469	361	830	-
Perak	628	289	917	-
Selangor	1,033	2,118	3,151	-
FT Kuala Lumpur	890	1,332	2,222	-
FT Putrajaya	136	26	162	-
Negeri Sembilan	489	161	650	-
Malacca	425	154	579	-
Johore	781	684	1,465	-
Pahang	696	147	843	-
Terengganu	538	111	649	-
Kelantan	678	124	802	-
PEN. MALAYSIA	7,461	5,738	13,199	-
Sabah	500	282	782	3
Sarawak	463	223	686	2
FT Labuan	48	5	53	-
MALAYSIA	8,472	6,248	14,720	5

* FT = Federal Territory

Statistics from Malaysian Dental Council - 2024

D. Dental Specialist with Annual Practising Certificates by Sector in Malaysia, 2024

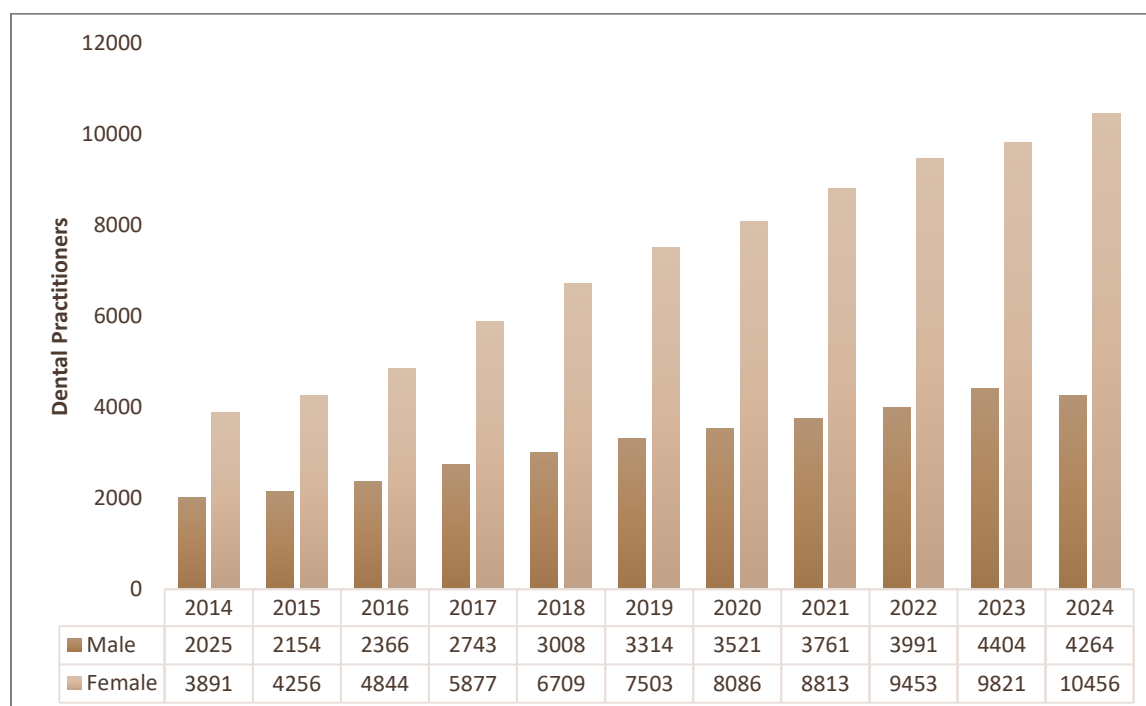
Specialty	PUBLIC			TOTAL	PRIVATE	GRAND TOTAL
	MOH	MOD	MOHE			
Dental Public Health	67	7	44	118	7	125
Endodontics	0	3	20	23	22	45
Forensic Odontology	6	0	4	10	1	11
Oral Maxillofacial Radiology	0	0	5	5	1	6
Oral and Maxillofacial Surgery	94	5	45	144	40	184
Oral Pathology and Oral Medicine/ Oral Medicine	22	2	21	45	3	48
Orthodontics	101	7	51	159	93	252
Paediatric Dentistry	63	1	34	98	14	112
Periodontics	81	3	42	126	20	146
Prosthodontics	18	1	71	90	20	110
Restorative Dentistry	37	12	36	85	17	102
Special Care Dentistry	8	0	6	14	0	14
TOTAL	497	41	379	917	238	1155

MOH – Ministry of Health

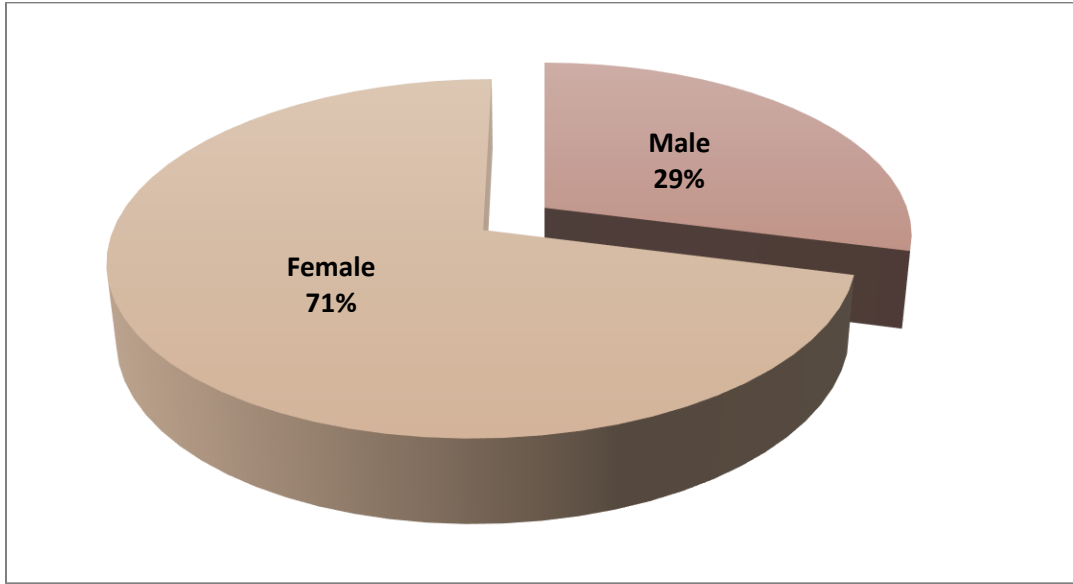
MOD – Ministry of Defence

MOHE – Ministry of Higher Education

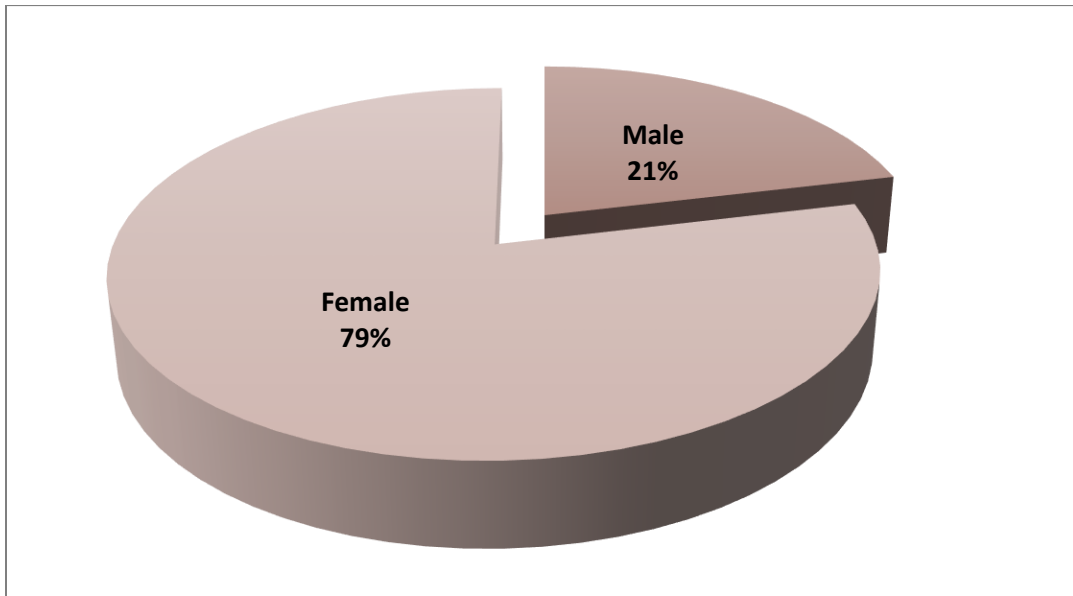
E. Dental Practitioners by Gender, 2014 – 2024



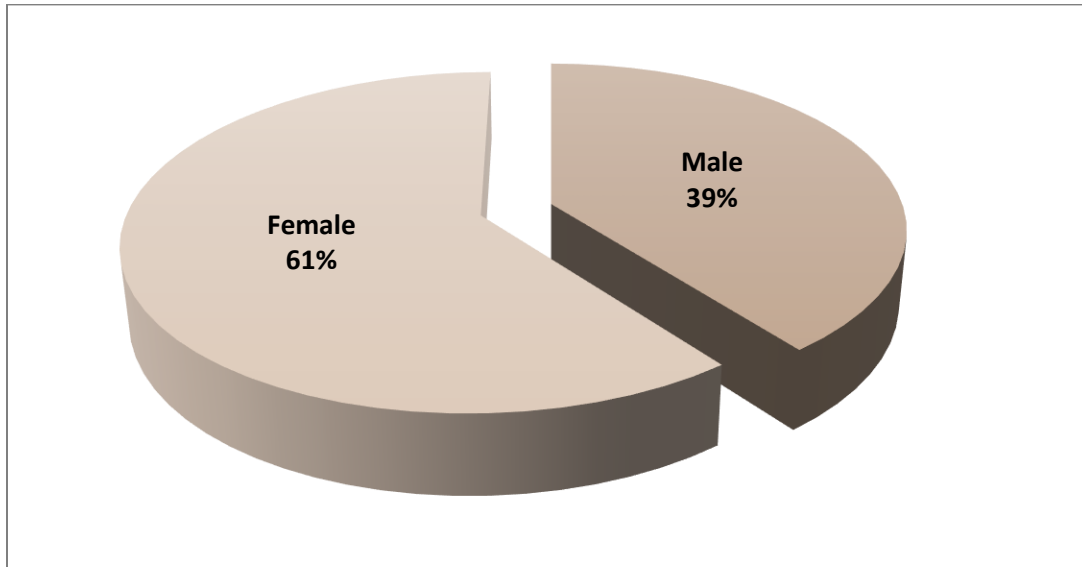
E1. Percentage Dental Practitioners by Gender, 2024



E2. Percentage of Public Sector Dental Practitioners by Gender, 2024



E3. Percentage of Private Sector Dental Practitioners by Gender, 2024



3. TEMPORARY PRACTISING CERTIFICATES

A. Temporary Practising Certificates Issued by Sector and Institution, 2024

SECTOR	TPC ISSUED
PUBLIC SECTOR, MINISTRY OF HIGHER EDUCATION (MOHE)	
International Islamic University Malaysia	5
Universiti Sains Malaysia	4
University of Malaya	13
Universiti Teknologi MARA	4
Universiti Sains Islam Malaysia	1
Universiti Malaysia Perlis	1
Universiti Kebangsaan Malaysia	1
PRIVATE SECTOR, MINISTRY OF HIGHER EDUCATION (MOHE)	
Penang International Dental College (PIDC)	15
IMU University	23
AIMST University	40
SEGi University	17
MAHSA University	22
Manipal University College Malaysia	27
Lincoln University College	11
TOTAL	184

B. Temporary Practising Certificate Issued by Sector and Category, 2024

CATEGORY	SECTOR				
	Ministry of Health	Universities		Others	TOTAL
		Public	Private		
Contract officers	-	1	2	-	3
Academic Staffs	-	25	153	-	178
External Examiner	-	-	-	-	
Short Hands-on Courses	-	-	-	-	-
Experts for Transfer of Skills and Knowledge	-	3	-	-	3
Research	-	-	-	-	
Others				1	1
TOTAL	-	29	155	1	185

4. DISCIPLINARY PROCEEDINGS

A. Types of Complaint Received Against Registered Practitioners, 2022-2024

TYPE	CASES
Negligence/Fraud/Alleged Incompetence	48
Unethical Behaviour	83
Unethical Advertising	9
Complaints on Cost	6
Convicted in Malaysia or Elsewhere & Punishable with Imprisonment	3
Sexual Molestation	0
Drug Abuse	0
TOTAL	149

B. Status of Cases at Preliminary Investigation Committee Level, 2024

STATUS	NO. OF CASES
Withdrawn	28
No Further Action	30
Council Inquiry	15

5. COMPULSORY SERVICE

Number of New Registrants Serving the Compulsory Service Other Than in The Ministry of Health, 2014 – 2024

MINISTRY	2014	2015	2016	2017	2018	2019	2020	2021	2022	2023	2024
Ministry of Higher Education	16	9	14	17	11	10	8	13	15	7	4
Ministry of Defence	7	6	5	5	3	1	4	4	0	3	3
Private Dental Facilities									0	15	17