



PANDUAN PENGGUNA

**PERMOHONAN KEBENARAN
MEMPRESKRIPSI & MENDISPENS
KANTA LEKAP DI BAWAH SEKSYEN
30(4) AKTA OPTIK 1991**



Kementerian Kesihatan Malaysia





ISI KANDUNGAN

- PRAKATA
- TATACARA PERMOHONAN MENDUDUKI PEPERIKSAAN KANTA LEKAP BAGI JURUOPTIK BERDAFTAR SECARA DALAM TALIAN
- TATACARA PERMOHONAN SIJIL KEBENARAN MEMPRESKRIPSI DAN MENDISPENS KANTA LEKAP SECARA DALAM TALIAN
- HUBUNGI KAMI



PRAKATA

Panduan Pengguna: Permohonan Kebenaran Mempreskripsi & Mendispens Kanta Lepak Di Bawah Seksyen 30(4) Akta Optik 1991 dikeluarkan sebagai rujukan kepada juruoptik berdaftar untuk memohon kebenaran mempreskripsi dan mendispens kanta lekap secara dalam talian menggunakan sistem MHPS.

Panduan ini mengandungi dua tatacara iaitu Tatacara Permohonan Menduduki Peperiksaan Kanta Lepak Bagi Juruoptik Berdaftar Secara Dalam Talian dan Tatacara Permohonan Sijil Kebenaran Mempreskripsi Dan Mendispens Kanta Lepak Secara Dalam Talian.

Panduan ini perlu dibaca bersama-sama Garis Panduan Permohonan Kebenaran Mempreskripsi & Mendispens Kanta Lepak Di Bawah Seksyen 30(4) Akta Optik 1991.

TATACARA PERMOHONAN MENDUDUKI PEPERIKSAAN KANTA LEKAP BAGI JURUOPTIK BERDAFTAR SECARA DALAM TALIAN

SASARAN PENGGUNA

Tatacara ini disasarkan kepada juruoptik berdaftar di Malaysia yang ingin memohon sijil Kebenaran Mempreskripsi dan Mendispens Kanta Lekap. Juruoptik berdaftar perlu menduduki dan lulus kedua-dua Peperiksaan Teori Kanta Lekap dan Peperiksaan Amali Kanta Lekap sebagai syarat memohon sijil kebenaran tersebut.

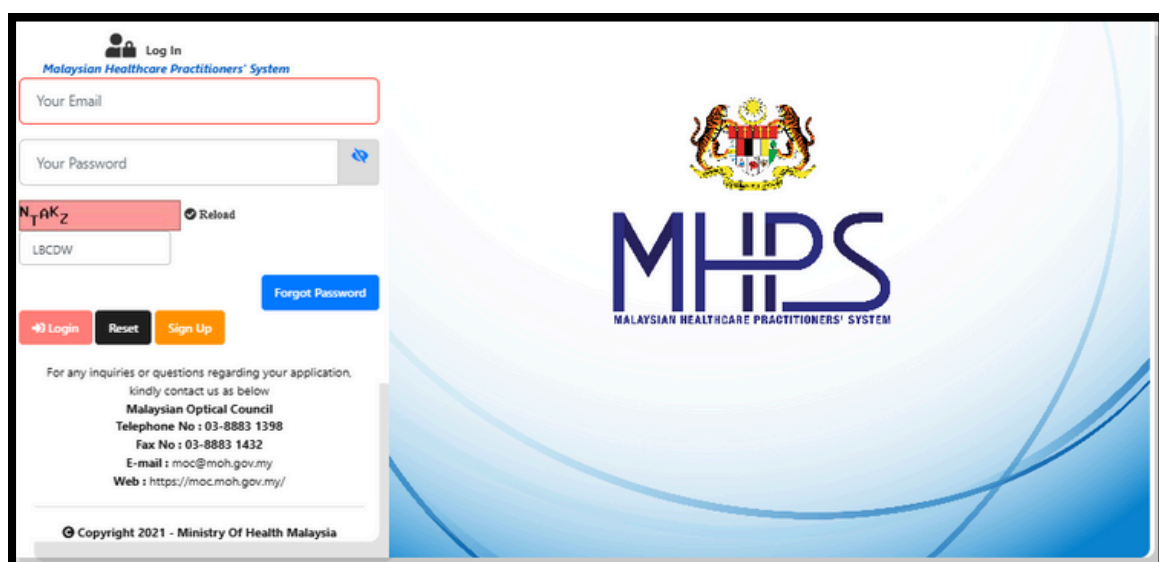
Juruoptik berdaftar yang telah menghadiri dan tamat kursus kanta lekap anjuran institusi pengajian atau persatuan yang diiktiraf MOC sahaja boleh memohon untuk menduduki peperiksaan teori.

Hanya juruoptik berdaftar yang telah lulus peperiksaan teori boleh memohon untuk menduduki peperiksaan amali.

LANGKAH 1: LOG MASUK AKAUN

a) Log masuk akaun di laman sesawang Malaysian Healthcare Practitioners' System (MHPS) di:

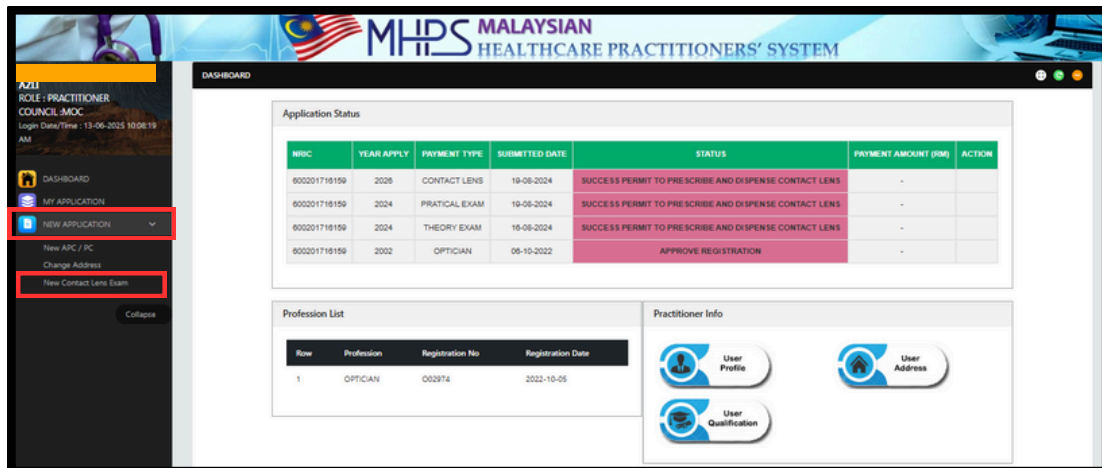
https://mhps.moh.gov.my/mhps/index.php/auth/main_login



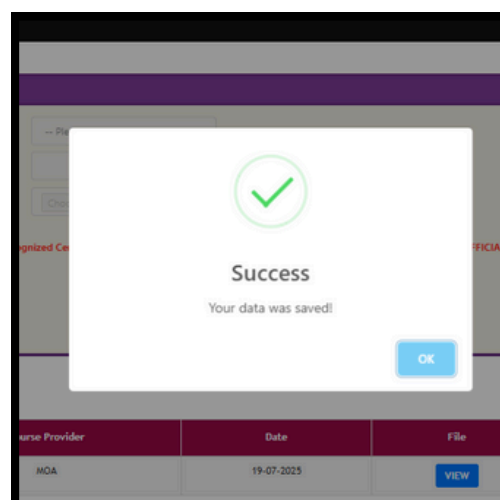
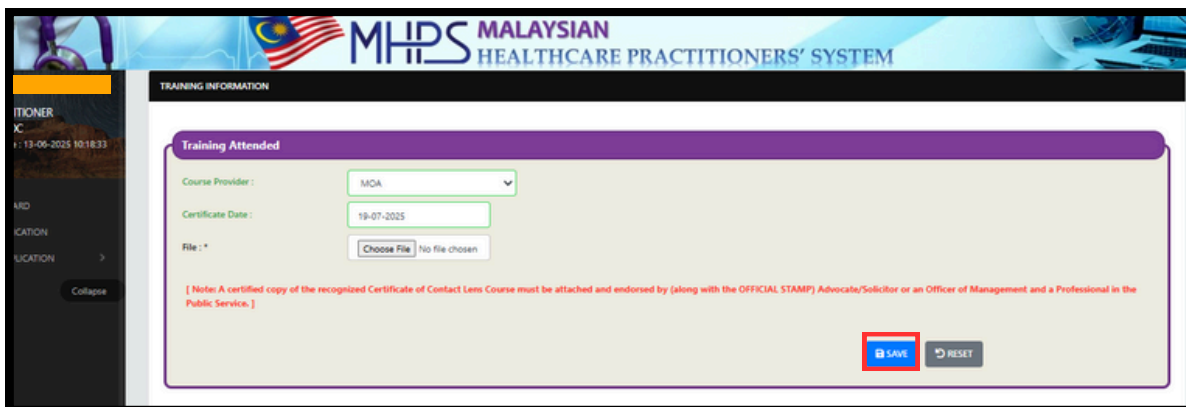
The screenshot shows the login interface for the Malaysian Healthcare Practitioners' System (MHPS). The page features a header with the MHPS logo and the text 'MALAYSIAN HEALTHCARE PRACTITIONERS' SYSTEM'. The login form includes fields for 'Your Email', 'Your Password', and a CAPTCHA challenge. Below the CAPTCHA, there is a 'Forgot Password' button and a 'Log In' button. The page also contains contact information for the Malaysian Optical Council and a copyright notice for 2021 by the Ministry of Health Malaysia.

LANGKAH 2: PENGISIAN MAKLUMAT KURSUS KANTA LEKAP DAN MEMUAT NAIK SIJIL PENYERTAAN

a) Klik menu 'New Application' > submenu 'New Contact Lens Exam'.

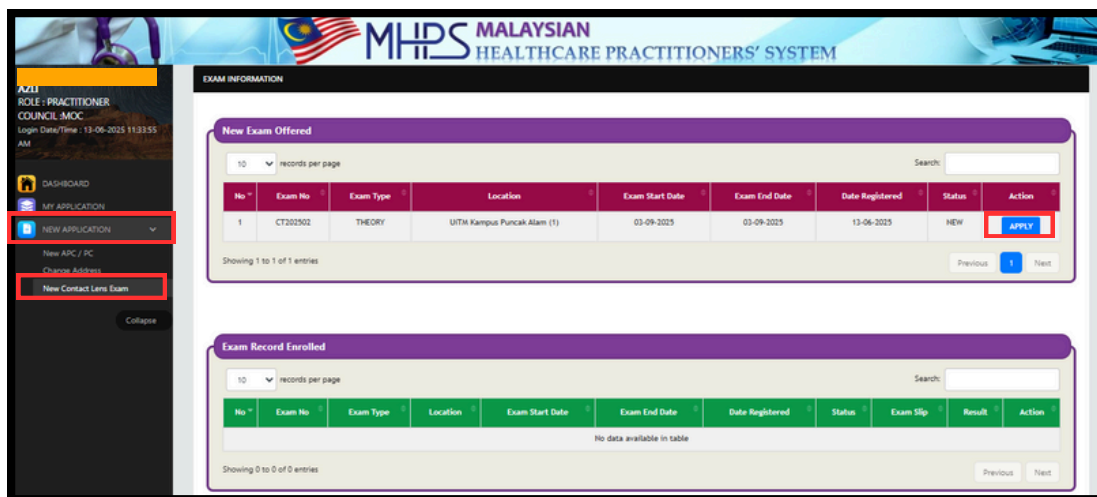


b) Lengkapkan maklumat kursus kanta lekap yang telah dihadiri beserta sijil menghadiri kursus yang telah disahkan dan klik butang 'Save'. Klik butang 'Next' untuk memohon.

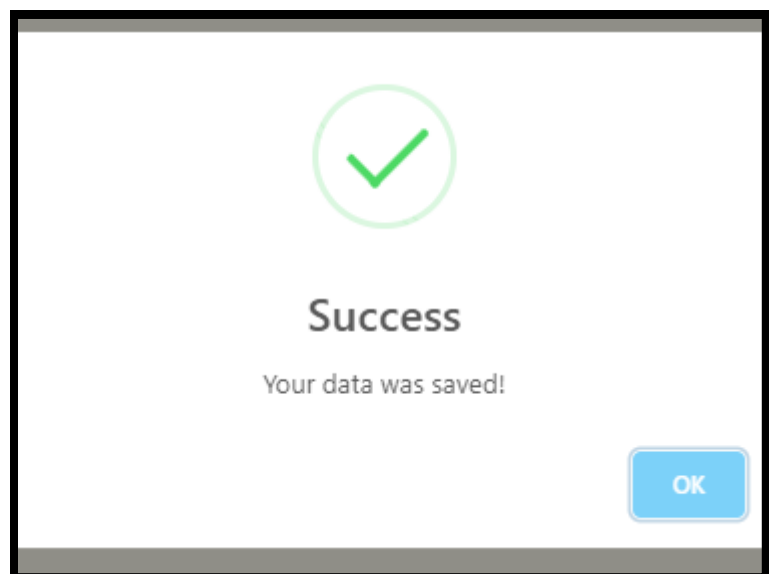


LANGKAH 3: PERMOHONAN MENDUDUKI PEPERIKSAAN TEORI/AMALI KANTA LEKAP

- Klik menu 'New Application' > submenu 'New Contact Lens Exam'.
- Semak paparan senarai peperiksaan teori/amali kanta lekap dan klik butang 'Apply'.



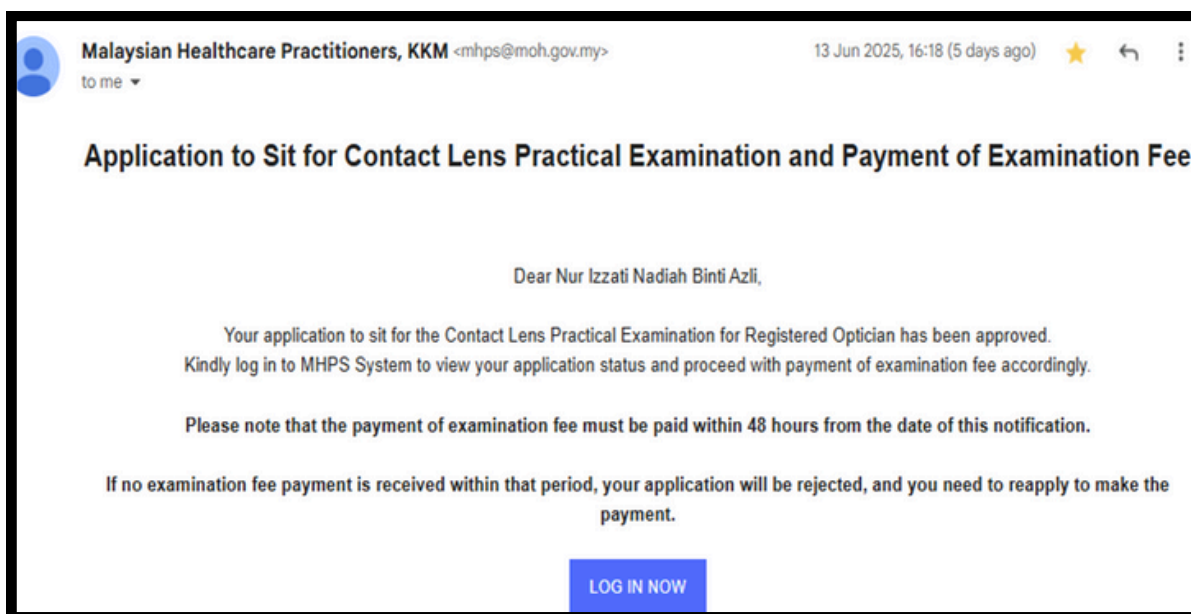
- Semak maklumat peperiksaan yang berkaitan.
- Tandakan *checkbox* 'Declaration' dan klik butang 'Enroll'.



- MOC akan menerima dan menilai permohonan pengamal. Keputusan permohonan akan dimaklumkan melalui emel kepada pengamal.

LANGKAH 4: KEPUTUSAN PERMOHONAN MENDUDUKI PEPERIKSAAN DAN PERMOHONAN BAYARAN FI PEPERIKSAAN TEORI/AMALI KANTA LEKAP

- a) Pemohon akan menerima keputusan permohonan menduduki peperiksaan kanta lekap melalui emel yang didaftarkan.
- b) Sekiranya permohonan menduduki peperiksaan kanta lekap diluluskan, pemohon perlu membuat pembayaran fi peperiksaan melalui sistem MHPS dalam tempoh masa 48 jam daripada makluman pembayaran tersebut.



LANGKAH 5: PEMBAYARAN FI PEPERIKSAAN TEORI/ AMALI KANTA LEKAP

- Log masuk akaun MHPS.
- Semak permohonan berkaitan yang telah dibuat pada paparan dashboard dan klik 'Print bill' untuk semak jumlah bayaran.
- Klik 'Pay Now' untuk meneruskan pembayaran.

The screenshot displays the MHPS dashboard for a practitioner. The header includes the MHPS logo and the text 'MALAYSIAN HEALTHCARE PRACTITIONERS' SYSTEM'. The user is logged in as 'AZIZ' with the role of 'PRACTITIONER COUNCIL_MOC'. The dashboard features a sidebar with navigation options: 'DASHBOARD', 'MY APPLICATION', and 'NEW APPLICATION'. The main content area is divided into three sections: 'Application Status', 'Profession List', and 'Practitioner Info'. The 'Application Status' table lists three applications with their respective statuses and payment amounts.

| NRIC | YEAR APPLY | PAYMENT TYPE | SUBMITTED DATE | STATUS | PAYMENT AMOUNT (RM) | ACTION |
|--------------|------------|---------------|----------------|--------------------------------|---------------------|--|
| 600201718159 | 2025 | PRATICAL EXAM | 13-06-2025 | PENDING PAYMENT PRACTICAL EXAM | 700.00 | Pay Now Print Bill |
| 600201718159 | 2025 | THEORY EXAM | 13-06-2025 | SUCCESS THEORY EXAM | - | Print Bill |
| 600201718159 | 2002 | OPTICIAN | 06-10-2002 | APPROVE REGISTRATION | - | |

The 'Profession List' table shows one entry for 'OPTICIAN' with registration number '002974' and date '2022-10-05'. The 'Practitioner Info' section includes buttons for 'User Profile', 'User Address', and 'User Qualification'.

The screenshot shows a 'Payment Mode' dialog box with a table of payment details. A 'Submit Data' button is highlighted, and a confirmation dialog is open over it, asking 'Are You Sure?' with 'No' and 'Yes' options. The 'Proceed Payment' button is also visible.

| ITEM | DESCRIPTION |
|-------------------|---|
| PROFESSION | PRACTICAL EXAM |
| AMOUNT (RM) | 700.00 |
| BANK ACCOUNT TYPE | <input checked="" type="radio"/> Personal Account <input type="radio"/> Corporate Account-(B2B) |

Buttons: [Close](#), [Submit Data](#), [Are You Sure?](#) (No, Yes), [Proceed Payment](#)

Payment Details

Merchant Name: Kementerian Kesihatan Malaysia
 Invoice No: K300000525/MHPSJHAI7C60J59342
 Description: THEORY EXAM
 Amount: MYR 200.00

Payment Method

Internet Banking **FPX**

SBI Bank A

Note: (Offline) - This option is not available either due to the banks non-operating hours or the service is temporarily not available

Enter E-Mail address here to receive transaction status (Optional)

n.amirah@moh.gov.my

By clicking on the "Proceed" button, you agree to [FPX's Terms & Conditions](#)

- Please disable your pop-up blocker. For more information, please [click here](#)
- Please do not click on browser's back button, refresh or close this page.
- Minimum Transaction is RM1 and Maximum Transaction is RM30,000.

Proceed

PLEASE DO NOT REFRESH OR CLOSE THIS PAGE

Product Details

Reference No: K300000525/MHPSJHAI7C60J59342
 Description: THEORY EXAM
 Amount: MYR 200.00
 Date & Time: // ::

Payment Details

FPX Transaction ID: 2506181502390493
 Seller Order No: 20250618150238288311
 Amount: MYR 200.00
 Payer Name: MS.N@m3j()PyN.-&B"UYER
 Payer Bank: SBI Bank A
 Bank Reference No.: 15733223
 Date & Time: 18/06/2025 15:02:39
 Status: Successful
 Reason: Approved (00)

Print [Click Here To CLOSE Receipt](#)

Note: Receipt page will be automatically closed in 10 seconds.

d) Pemohon akan kembali kepada dashboard dengan status 'Successful Payment'.

Application Status

| NRIC | YEAR APPLY | PAYMENT TYPE | SUBMITTED DATE | STATUS | PAYMENT AMOUNT (RM) |
|-------------|------------|--------------|----------------|-------------------------|---------------------|
| 81070710584 | 2025 | THEORY EXAM | 18-06-2025 | IN PROGRESS THEORY EXAM | - |
| 81070710584 | 2024 | OPTICIAN | 21-05-2024 | APPROVED APCPC | - |
| 81070710584 | 2020 | OPTICIAN | 11-10-2021 | APPROVE REGISTRATION | - |

Message Alert!

SUCCESSFUL PAYMENT.

THANK YOU.

Close

Profession List

| Row | Profession | Registration No | Registration Date |
|-----|------------|-----------------|-------------------|
| 1 | OPTICIAN | 000500 | 2005-03-02 |

User Profile
User Qualification

e) Klik 'Print Receipt'.

MHPS MALAYSIAN HEALTHCARE PRACTITIONERS' SYSTEM

ROLE: PRACTITIONER
 COUNCIL :MOC
 Login Date/Time : 18-06-2025 03:09:30
 PM

DASHBOARD
 MY APPLICATION
 NEW APPLICATION

Application Status

| NRIC | YEAR APPLY | PAYMENT TYPE | SUBMITTED DATE | STATUS | PAYMENT AMOUNT (RM) | ACTION |
|-------------|------------|--------------|----------------|-------------------------|---------------------|--|
| 81070710584 | 2025 | THEORY EXAM | 18-06-2025 | IN PROGRESS THEORY EXAM | - | Print Bill Print Receipt |
| 81070710584 | 2024 | OPTICIAN | 21-05-2024 | APPROVED APCPC | - | Print Bill |
| 81070710584 | 2020 | OPTICIAN | 11-10-2021 | APPROVE REGISTRATION | - | |

Profession List

| Row | Profession | Registration No | Registration Date |
|-----|------------|-----------------|-------------------|
| 1 | OPTICIAN | 000500 | 2005-03-02 |

Practitioner Info

User Profile
User Address
User Qualification
APC Information

LANGKAH 6: MUAT TURUN SLIP PEPERIKSAAN DAN DOKUMEN BERKAITAN

- Klik menu 'New Application' > submenu 'New Contact Lens Exam' > klik butang 'Next'.
- Semak paparan 'Exam Record Enrolled'.
- Klik 'Print' pada medan Exam Slip untuk muat turun slip peperiksaan dan dokumen berkaitan.

The screenshot shows the MHPS interface. On the left, the 'NEW APPLICATION' menu is expanded, with 'New Contact Lens Exam' selected. The main area displays 'EXAM INFORMATION' with two sections: 'New Exam Offered' and 'Exam Record Enrolled'. The 'Exam Record Enrolled' section contains a table with one entry, and the 'Print' button in the 'Action' column is highlighted with a red box and a red arrow.

| No | Exam No | Exam Type | Location | Exam Start Date | Exam End Date | Date Registered | Status | Action |
|----|----------|-----------|----------|-----------------|---------------|-----------------|--------|--------|
| 1 | CT202504 | THEORY | UTM 3 | 12-06-2025 | 12-06-2025 | 13-06-2025 | FINISH | - |
| 2 | CT202505 | THEORY | IKM 1 | 20-06-2025 | 20-06-2025 | 13-06-2025 | NEW | - |

| No | Exam No | Exam Type | Location | Exam Start Date | Exam End Date | Date Registered | Status | Exam Slip | Result | Action |
|----|----------|-----------|----------------------------|-----------------|---------------|-----------------|--------|-----------|-------------------------|---------|
| 1 | CT202502 | THEORY | UTM Kampus Puncak Alam (1) | 12-06-2025 | 12-06-2025 | 13-06-2025 | FINISH | PRINT | IN PROGRESS THEORY EXAM | DETAILS |

LANGKAH 7: MAKLUMAN KEPUTUSAN PEPERIKSAAN TEORI/AMALI KANTA LEKAP

- Keputusan peperiksaan teori/amali kanta lekap akan dimaklumkan melalui emel yang didaftarkan. Calon boleh menyemak status keputusan peperiksaan melalui sistem MHPS.

The screenshot shows the MHPS 'DASHBOARD' for a practitioner. The 'Application Status' table lists three applications. The first application, 'SUCCESS THEORY EXAM', has its status highlighted in red. The 'Action' column for this application contains 'Print Slip' and 'Print Receipt' buttons.

| MDC | YEAR APPLY | PAYMENT TYPE | SUBMITTED DATE | STATUS | PAYMENT AMOUNT (RM) | ACTION |
|-------------|------------|--------------|----------------|----------------------|---------------------|--------------------------|
| 81070710584 | 2025 | THEORY EXAM | 18-08-2025 | SUCCESS THEORY EXAM | - | Print Slip Print Receipt |
| 81070710584 | 2024 | OPTICIAN | 21-05-2024 | APPROVED APC/PC | - | Print Slip |
| 81070710584 | 2020 | OPTICIAN | 11-10-2021 | APPROVE REGISTRATION | - | |

| Row | Profession | Registration No | Registration Date |
|-----|------------|-----------------|-------------------|
| 1 | OPTICIAN | 000500 | 2005-03-02 |

Practitioner Info: User Profile, User Address, User Qualification, APC Information

TATACARA PERMOHONAN SIJIL KEBENARAN MEMPRESKRIPSI DAN MENDISPENS KANTA LEKAP SECARA DALAM TALIAN

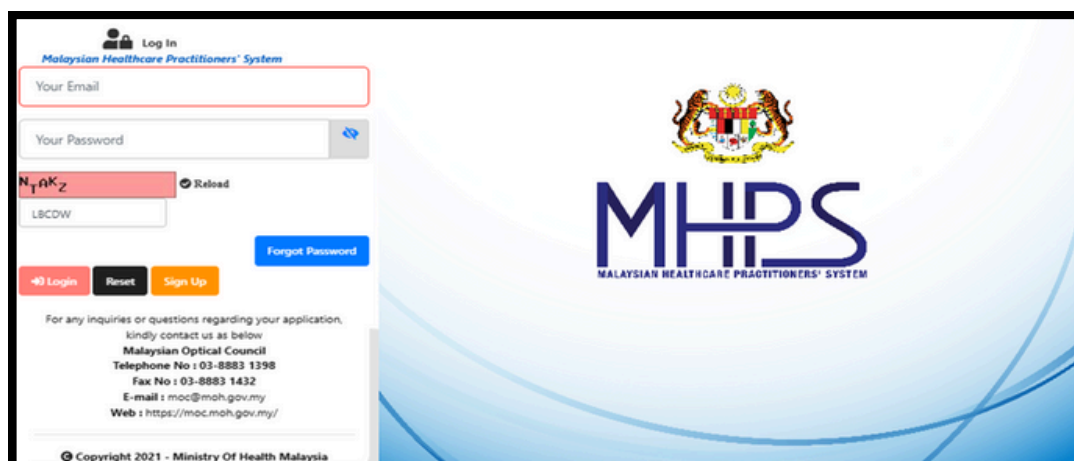
SASARAN PENGGUNA

Tatacara ini disasarkan kepada juruoptik berdaftar yang telah disahkan lulus Peperiksaan Kanta Lepak dan layak memohon sijil Kebenaran Mempreskripsi Dan Mendispens Kanta Lepak.

LANGKAH 1

a) Log masuk akaun di laman sesawang Malaysian Healthcare Practitioners' System (MHPS) di:

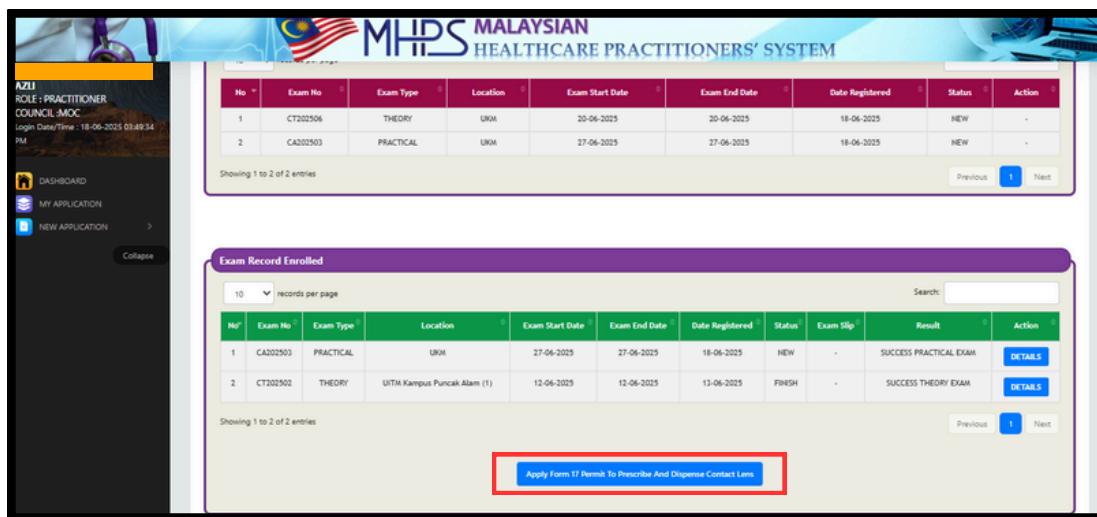
https://mhps.moh.gov.my/mhps/index.php/auth/main_login



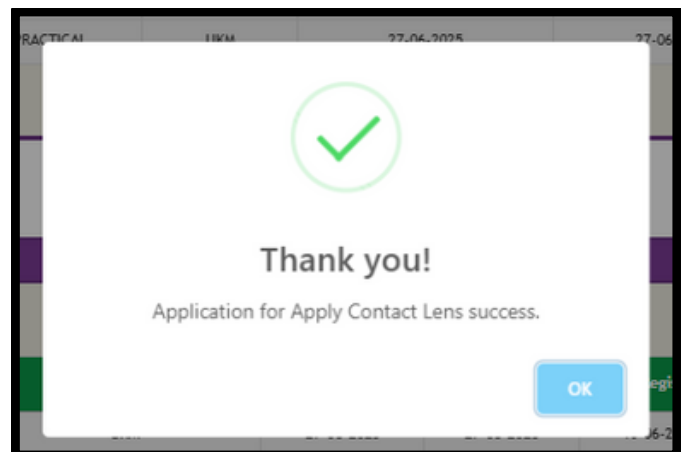
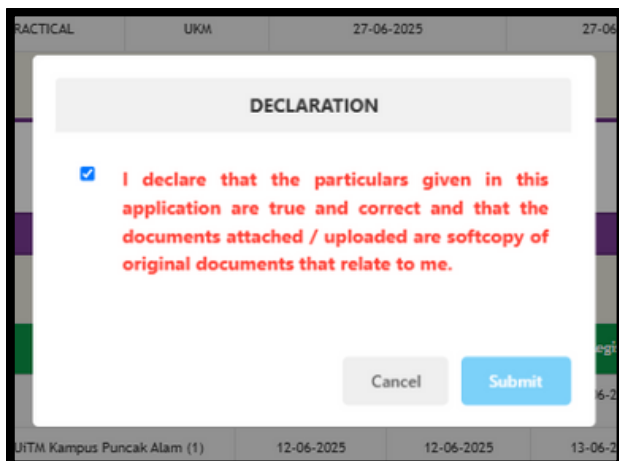
The screenshot shows the login interface for the Malaysian Healthcare Practitioners' System (MHPS). The page features a header with the MHPS logo and the text 'MALAYSIAN HEALTHCARE PRACTITIONERS' SYSTEM'. The login form includes fields for 'Your Email', 'Your Password', and a CAPTCHA challenge. Below the CAPTCHA, there are buttons for 'Login', 'Reset', 'Sign Up', and 'Forgot Password'. A footer section provides contact information for the Malaysian Optical Council, including telephone, fax, email, and website details. The page is copyrighted by the Ministry of Health Malaysia in 2021.

LANGKAH 2

- Klik menu 'New Application' > submenu 'New Contact Lens Exam'.
- Klik butang 'Apply Form 17 Permit To Prescribe And Dispense Contact Lens'.



- Tandakan checkbox 'Declaration' dan klik 'Submit'.



- Sijil Kebenaran Mempreskripsi dan Mendispens Kanta Lepak akan dihantar melalui perkhidmatan pos/kurier dalam tempoh 14 hari bekerja selepas pengesahan Jawatankuasa Penilaian.

HUBUNGI KAMI



03-8883 1397 / 03-8883 1393



www.moh.gov.my/moc



kompetensi.moc@gmail.com



Majlis Optik Malaysia, Aras 2, Blok E1, Kompleks E, Pusat Pentadbiran Kerajaan Persekutuan 62590, W.P. Putrajaya.



Kementerian Kesihatan Malaysia

